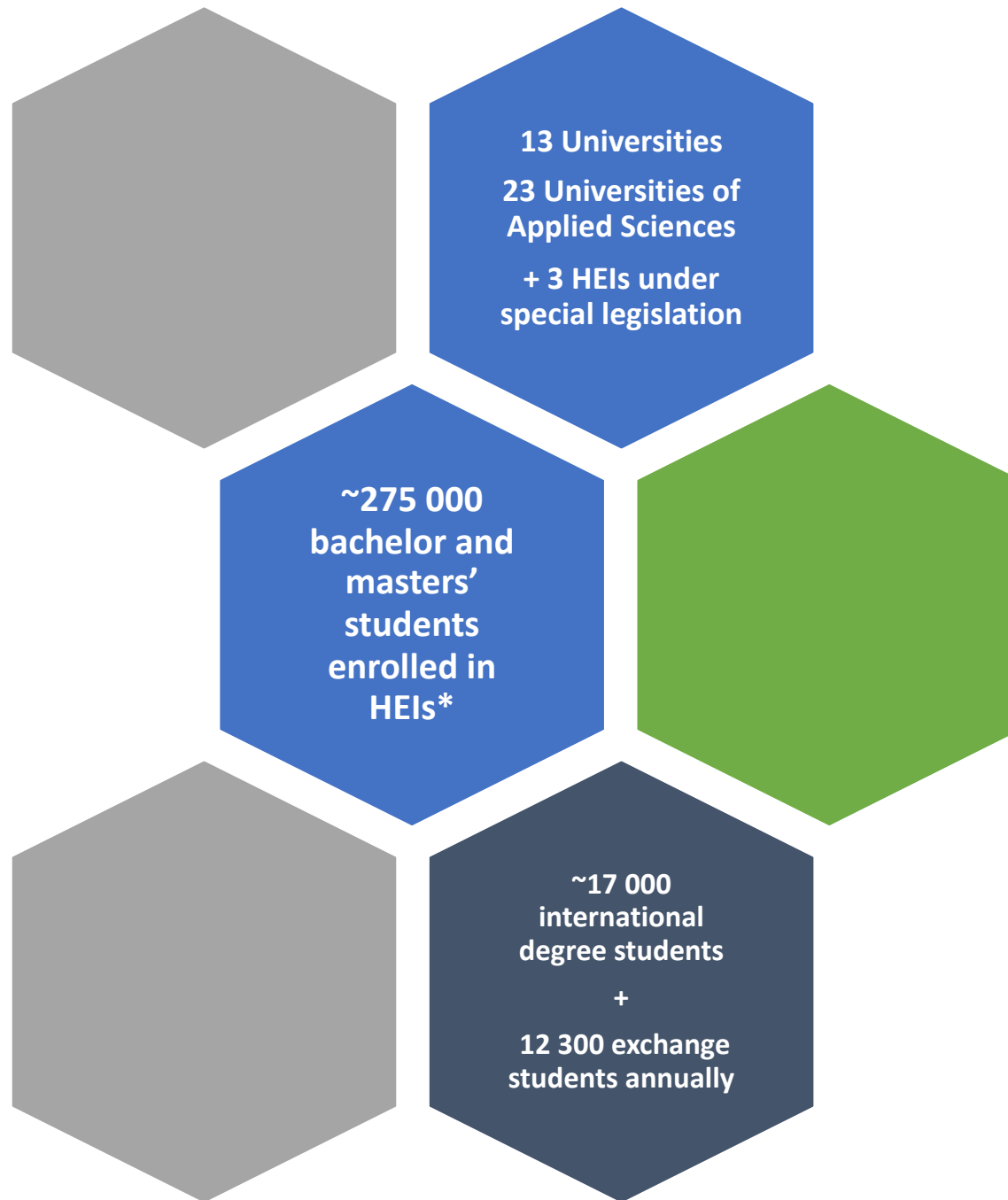


Finnish Student Housing in a Nutshell

Lauri Lehtoruusu

SOA – The Finnish Association of Student Housing Organisations

Twitter: @Lehtoruusu



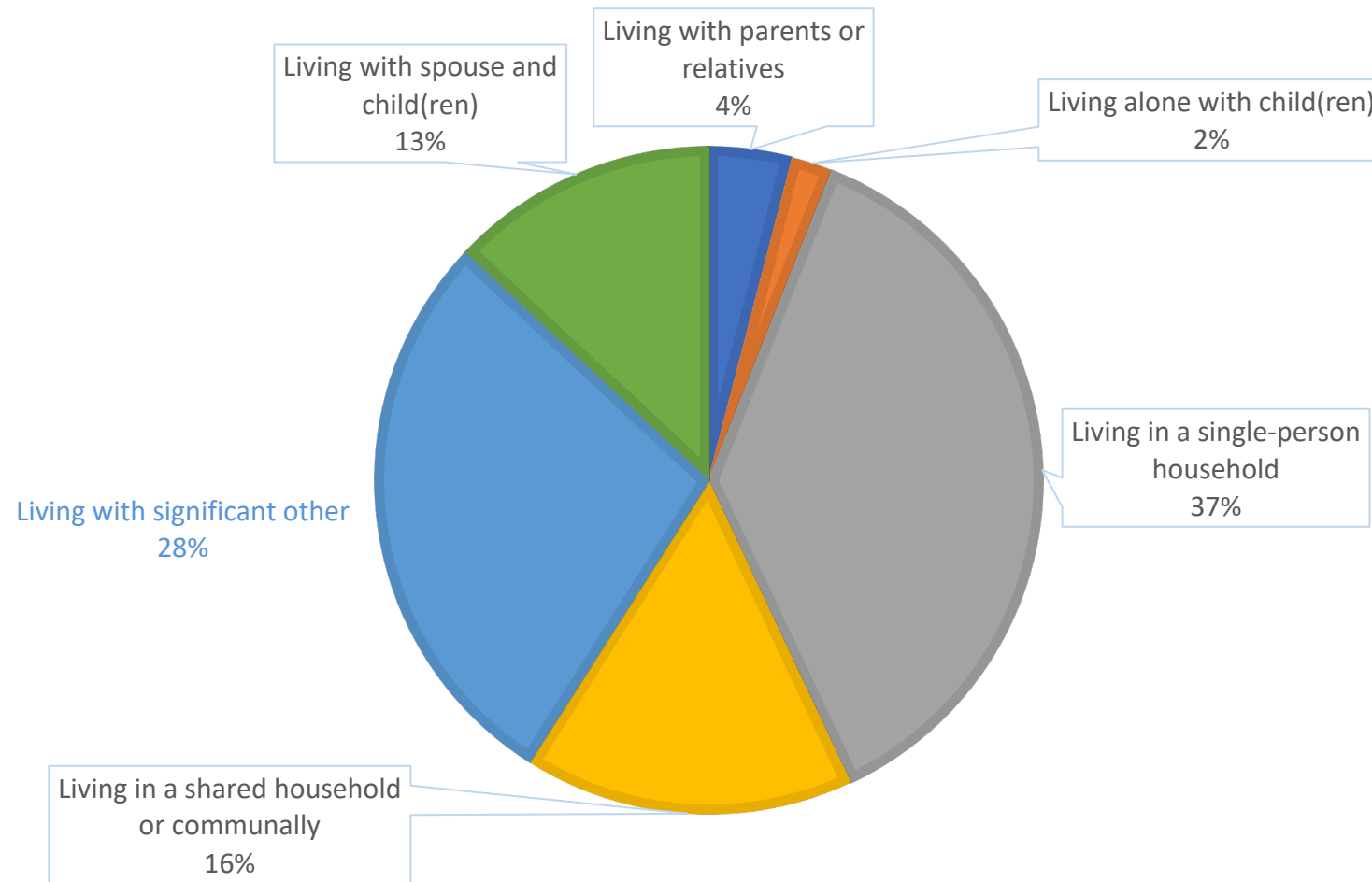
* Student studying in upper secondary level are also eligible for student housing, however the majority of tenants formed by HE students



Students' Housing Conditions in Finland

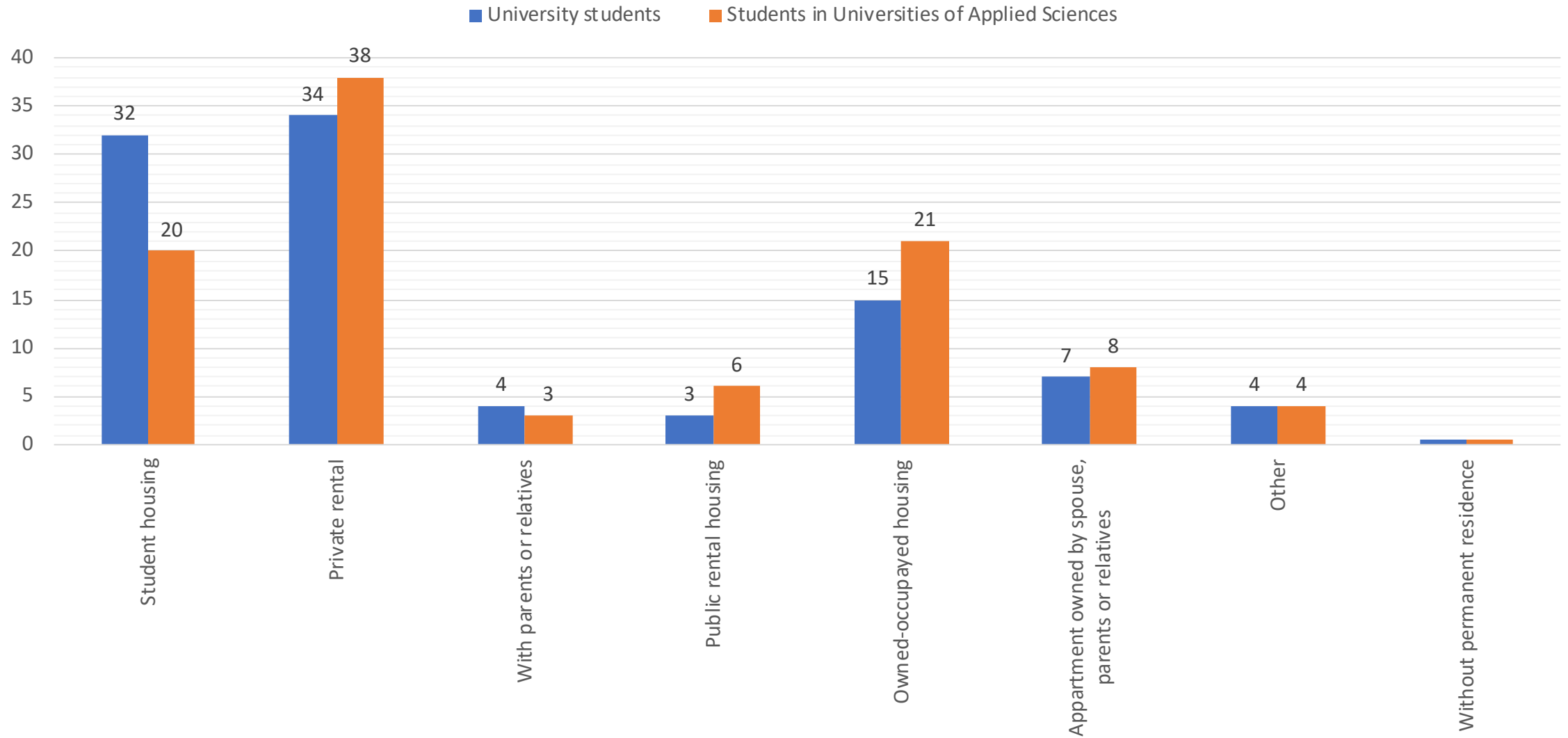
TYPE OF HOUSEHOLD

- Living with parents or relatives
- Living alone with child(ren)
- Living in a single-person household
- Living in a shared household or communally
- Living with significant other
- Living with spouse and child(ren)



Only 4% students live in their parental home, which is the lowest percentage in Europe.

Type of Housing



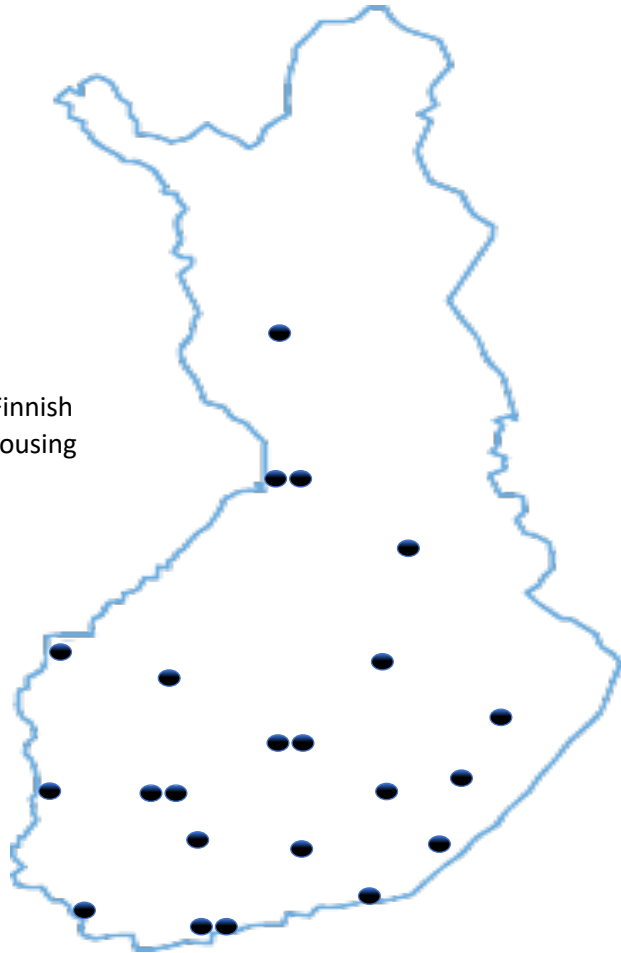
Around 25% - 32% of HE students in Finland live in purpose-built student accommodation.



Student Housing in Finland

Student Housing Sector in Finland

Members of SOA – The Finnish
Association of Student Housing
Organisations



- Amount of student housing
 - ~ 47 000 student housing apartments
 - Beds for ~ 77 000 students.
- Biggest operators are
 - The Foundation for Student Housing in the Helsinki Region (Hoas): ~ 9300 apartments, ~18 500 tenants
 - Tampere Student Housing Foundation (TOAS): ~6300 apartments, ~10 000 tenants

Municipality-owned
companies

Associations

Student Housing
Foundations

Student organisations

Predominantly Non-Profit

Strong Role of Students and
Municipalities

Availability of State Financial
Support

**Student housing rents are up to
40% below market price**

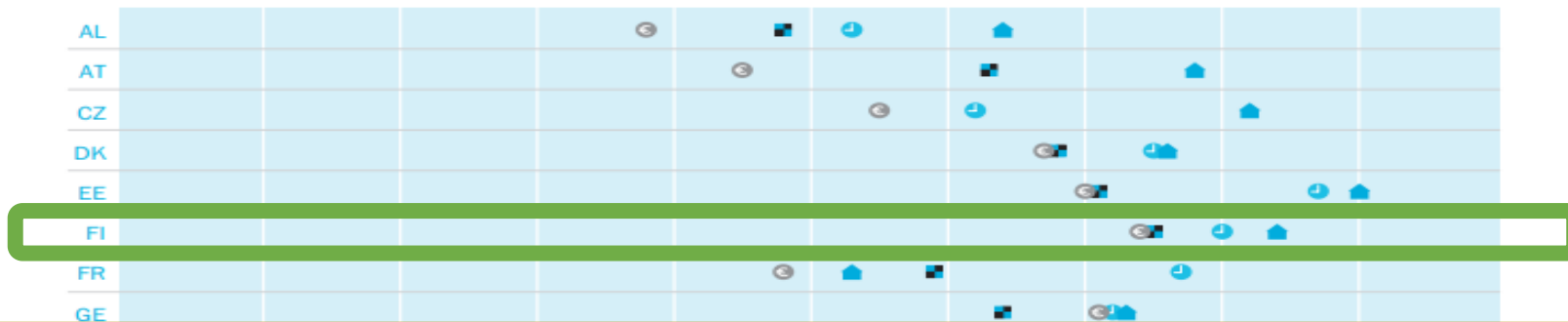
**This can add up to over
4000€ savings annually**

84% of students living in student housing are satisfied or very satisfied with their accommodation, which is the highest in Europe.

Figure B9.10 ↓

Satisfaction with different aspects of student accommodation


Students living in student accommodation who are (very) satisfied. Share of students (in percentage range)



Of the 29 European countries surveyed, Finnish student housing ranked

- 3rd in cost,
- 6th in location,
- 1st in overall condition and
- 7th in commuting time

Based on percentage of satisfied students.



Data source: EUROSTUDENT VI, E.2. No data: CH, DE, TR; cost: IT; location: IT; condition: CZ; time to commute: AT, IT. Too few cases: MT.

EUROSTUDENT question(s): 3.2 How satisfied are you with your accommodation concerning the following aspects?

Note(s): Interpretation aid: In Albania, for example, between 30 and 40% of all students who are residing in student accommodation are (very) satisfied with the cost of student accommodation.

Deviations from EUROSTUDENT standard target group: AL, DE, IE, IT, LV, RS.

Current Topics

Changes in Students' Housing Benefits Affect Demand for Dwelling Types

- Students now eligible for more plentiful General Housing Allowance
- Better financial standing allows more students to act out on their preference for more private housing typologies
- Demand for studios increased while demand for shared apartments reduced

Campus Structures Reshaping Demand Geography

- HEI's concentrating campus structures for better spatial efficiency
- Affects students preferences for housing locations both within cities and between them
- Active campus development provides new opportunities for student housing construction

Thank You!